

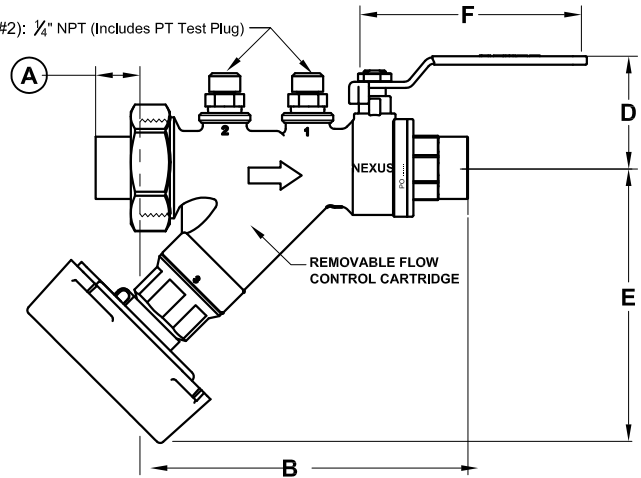
UltraMB™ Model MB

Manual Flow Control Valve










(1/2" thru 2 1/2")

PORT (#1 & #2): 1/4" NPT (Includes PT Test Plug)

Valve Body available in FNPT, Sweat or NexPress








DIMENSIONS [inches]										
SIZE [inches]	LO	STD	A	B			D	E	F	WT [lbs] <small>(1 Tail Piece & Nut not included)</small>
				F (NPT)	S (sweat)	P (NexPress)				
1/2		✓		3.9	4.1	4.5	1.7	3.2	1.9	1.5
3/4	✓			3.9	4.2	4.6	1.7	3.2	1.9	1.5
3/4		✓		4.9	5.2	5.6	1.8	3.9	3.1	2.7
1	✓			4.3	4.4	4.6	1.7	3.2	1.9	1.5
1		✓		5.1	5.3	5.6	1.8	3.9	3.1	2.7
1 1/4	✓			5.4	5.3	7.6	1.8	3.9	3.1	2.7
1 1/4		✓		6.6	6.8	8.6	2.5	5.1	4.3	5.2
1 1/2		✓		6.6	7.0	8.9	2.5	5.1	4.3	5.3
2		✓		9.1	9.9	11.9	3.4	6.1	5.5	10.8
2 1/2		✓		9.8	10.6	-	3.4	6.1	5.5	11.3

TAIL PIECE OPTION	Nexus P/N	Lengths [inches]	Use with Valve Body size		
 MNPT (Male NPT Thread)	TP075-050M	1.00	1/2, 3/4 LO, 1 LO		
	TP125-050M	1.04	3/4 STD, 1 STD, 1 1/4 LO		
	TP125-075M	1.16			
	TP125-100M	1.29			
	 FNPT (Female NPT Thread)	TP200-050M	1.04	1/4 STD, 1/2	
		TP200-075M	1.16		
		TP200-100M	1.39		
		TP200-125M	1.85		
		TP200-150M	1.89		
		 SWT (Female Sweat)	TP250-100M	1.93	2, 2 1/2
TP250-125M			1.93		
TP250-150M			1.97		
TP250-200M			2.00		
TP125-050F			1.00	3/4 STD, 1 STD, 1 1/4 LO	
TP125-075F	1.00				
TP125-100F	1.20				
 NexPress	TP200-100F		1.61	1/4 STD, 1/2	
	TP200-125F		1.57		
	TP200-150F		1.16		
	 NexPress	TP250-125F	1.77	2, 2 1/2	
		TP250-150F	1.97		
		TP250-200F	1.36		
		TP250-250F	1.74		
		TP075-050S	0.59		1/2, 3/4 LO, 1 LO
		 NexPress	TP125-050S	0.60	3/4 STD, 1 STD, 1 1/4 LO
			TP125-075S	0.85	
TP125-100S			1.00		
 NexPress			TP200-075S	1.85	1/4 STD, 1/2
			TP200-100S	1.85	
	TP200-125S		1.85		
	TP200-150S		1.38		
	TP250-125S		1.69	2, 2 1/2	
	TP250-150S		1.97		
	TP250-200S		1.65		
	 NexPress	TP125-050P	1.46	3/4 STD, 1 STD, 1 1/4 LO	
		TP125-075P	1.54		
		TPA125-100P	3.85		
 NexPress		TPA125-125P	4.23	1/4 STD, 1/2	
		TP200-100P	1.58		
		TPA200-125P	3.70		
		TPA200-150P	3.63		
		TPA250-150P	4.44		2, 2 1/2
		TPA250-200P	4.07		

FLOW RATE RECOMMENDATION GUIDE			
SIZE [inches]	IDEAL FLOW RANGES [gpm]		Handwheel Turns
	Min.	Max.	Max.
1/2, 3/4 LO, 1 LO	0.25	8.00	10
3/4 STD, 1 STD, 1 1/4 LO	0.45	18.00	10
1 1/4 STD, 1 1/2	1.00	40.00	10
2, 2 1/2	1.50	95.00	10

MATERIALS & DESIGN DATA	
BODY, END PCSHOT FORGED BRASS ASTM B283 (CAST BRASS: 2", 2 1/2"), 600 WOG, 325°F (NexPress: 200 PSIG, 250°F), INTERCHANGEABLE UNION END
HANDLE & NUTZINC PLATED
BALLHARD CHROME PLATED BRASS / STAINLESS STEEL (optional)
BALL SEALSTEFLON
SHAFTBRASS / STAINLESS STEEL (optional); BLOWOUT-PROOF
SHAFT SEALSDUAL FKM O-RINGS
UNION SEALFKM O-RING
CAP SEALFKM O-RING
BALANCING GLOBEBRASS
HANDLEABS
ACCURACY±5%

ACCESSORIES			
	Order Code	Part No.	Description
	<input type="checkbox"/> C	CV-1, CV-2	CHECK VALVE CV-1 for 1/2", 3/4" LO, 1" LO CV-2 for 3/4" STD, 1" STD, 1 1/4" LO Center Guided, Non-Slam Check
	<input type="checkbox"/> E	ES-1, ES-2, ES-3	EXTENDED HANDLE Stationary housing for full-height vapor barrier
	<input type="checkbox"/> H	HT	HANGING TAG with Model No., Location, Flow Rate (Maximum 7 Characters)
	<input type="checkbox"/> L	SL	SHORT LEVER HANDLE
	<input type="checkbox"/> X	PTE	PRES / TEMP TEST PLUG EXTENSION 1 1/16" O.A.L.

ORDER DATA																					
Sample Part #:																					
M	B	-	0	7	5	-	S	-	0	5	0	M	-	N							
Model	Valve Trim		UltraMB Size	Fixed End	Union End		Accessory Cap Option		N = NO Optional 3rd Port	Option Order Codes (Accessories)											

PROJECT _____

CONTRACTOR _____

PO/JOB NO. _____

ENGINEER _____

REPRESENTATIVE _____

DATE _____

For part numbers and ordering information please consult the "Ordering Guide" section in Nexus Catalog.

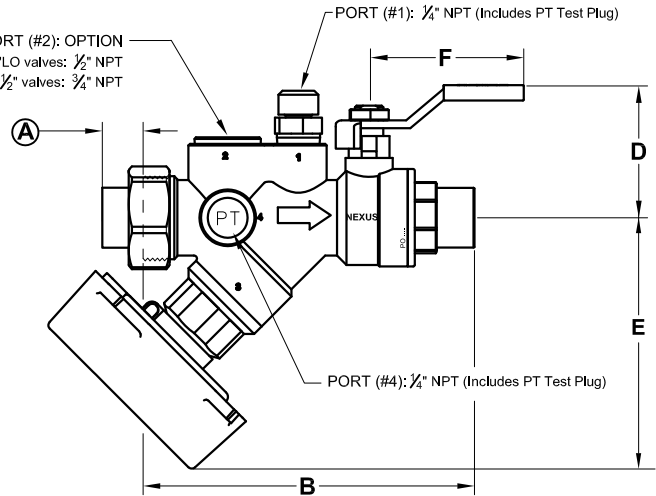
UltraMB™ Model MB






Manual Flow Control Valve w/ Accessory Port

(1/2" thru 1 1/2")

Valve Body available in FNPT, Sweat or NexPress

DIMENSIONS [inches]							
SIZE [Inches]	LO	STD	A	F (NPT)	B (Sweat)	P (NexPress)	WT (lbs)
1/2		✓		3.9	4.1	4.5	1.5
3/4	✓			3.9	4.2	4.6	1.5
1		✓		4.9	5.2	5.6	2.7
1	✓			4.3	4.4	4.6	1.5
1 1/4		✓		5.1	5.3	5.6	2.7
1 1/4	✓			5.4	5.3	7.6	2.7
1 1/2		✓		6.6	6.8	8.9	5.2
1 1/2	✓			6.6	7.0	9.2	5.3










TAIL PIECE OPTION	Nexus P/N	Lengths [inches]	Use with Valve Body size
 MNPT (Male NPT Thread)	TP075-050M	1.00	1/2, 3/4 LO, 1 LO
	TP125-050M	1.04	3/4 STD, 1 STD, 1 1/4 LO
	TP125-075M	1.16	
	TP125-100M	1.29	
	TP200-050M	1.04	1 1/4 STD, 1 1/2
	TP200-075M	1.16	
TP200-100M	1.39		
TP200-125M	1.85		
 FNPT (Female NPT Thread)	TP125-050F	1.00	3/4 STD, 1 STD, 1 1/4 LO
	TP125-075F	1.00	1 1/4 STD, 1 1/2
	TP125-100F	1.20	
	TP200-100F	1.61	
 SWT (Female Sweat)	TP200-125F	1.57	1 1/4 STD, 1 1/2
	TP200-150F	1.16	
	TP075-050S	0.59	1/2, 3/4 LO, 1 LO
	TP125-050S	0.60	3/4 STD, 1 STD, 1 1/4 LO
	TP125-075S	0.85	
TP125-100S	1.00		
 NexPress	TP200-075S	1.85	1 1/4 STD, 1 1/2
	TP200-100S	1.85	
	TP200-125S	1.85	
	TP200-150S	1.38	3/4 STD, 1 STD, 1 1/4 LO
	TP125-050P	1.46	
	TP125-075P	1.54	
 NexPress	TPA125-100P	3.85	3/4 STD, 1 STD, 1 1/4 LO
	TPA125-125P	4.23	
	TP200-100P	1.58	1 1/4 STD, 1 1/2
TPA200-125P	3.70	1 1/4 STD, 1 1/2	
TPA200-150P	3.63		

MATERIALS & DESIGN DATA

BODY, END PCSHOT FORGED BRASS ASTM B283, 600 WOG, 325°F (NexPress: 200 PSIG, 250°F), INTERCHANGEABLE UNION END
HANDLE & NUT BALLZINC PLATED
BALL SEALSHARD CHROME PLATED BRASS / STAINLESS STEEL (optional)
SHAFTTEFLON
SHAFT SEALSBRASS / STAINLESS STEEL (optional), BLOWOUT-PROOF
UNION SEALDUAL FKM O-RINGS
CAP SEALFKM O-RING
BALANCING GLOBEFKM O-RING
HANDLEBRASS
ACCURACYABS
±5%

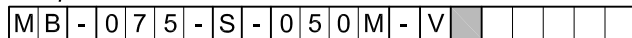
ACCESSORIES

	Order Code	Part No.	Description
	<input type="checkbox"/> A	AV-025.	AUTOMATIC AIR VENT 250°F, 150 PSIG, positive shut-off, 1/4" MNPT (Not available for: 1/2", 3/4" LO, 1" LO)
	<input type="checkbox"/> C	CV-1, CV-2.	CHECK VALVE CV-1 for 1/2", 3/4" LO, 1" LO CV-2 for 3/4" STD, 1" STD, 1 1/4" LO Center Guided, Non-Slam Check
	<input type="checkbox"/> E	ES-1, ES-2, ES-3.	EXTENDED HANDLE Stationary housing for full-height vapor barrier
	<input type="checkbox"/> H	HT.	HANGING TAG with Model No., Location, Flow Rate (Maximum 7 Characters)
	<input type="checkbox"/> L	SL.	SHORT LEVER HANDLE
	<input type="checkbox"/> V	MV-025.	MANUAL AIR VENT 325°F, 400 PSIG, 1/4" MNPT, Side Discharge
	<input type="checkbox"/> X	MV-025L.	MANUAL AIR VENT EXTENDED 325°F, 400 PSIG, 1/4" MNPT, Side Discharge, 2 1/4" O.A.L.
		PTE.	PRES / TEMP TEST PLUG EXTENSION 1 1/8" O.A.L.

FLOW RATE RECOMMENDATION GUIDE			
SIZE [inches]	IDEAL FLOW RANGES [gpm]		Handwheel Turns
	Min.	Max.	Max.
1/2, 3/4 LO, 1 LO	0.25	8.00	10
3/4 STD, 1 STD, 1 1/4 LO	0.45	18.00	10
1 1/4 STD, 1 1/2	1.00	40.00	10

ORDER DATA

Sample Part #:



- Model
- Valve Trim
- UltraMB Size
- Fixed End
- Union End
- Accessory Cap Option
- Optional 3rd Port Accessory
- Option Order Codes (Accessories)

For part numbers and ordering information please consult the "Ordering Guide" section in Nexus Catalog.

PROJECT _____

CONTRACTOR _____

PO/JOB NO. _____

ENGINEER _____

REPRESENTATIVE _____

DATE _____