



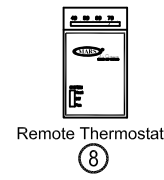
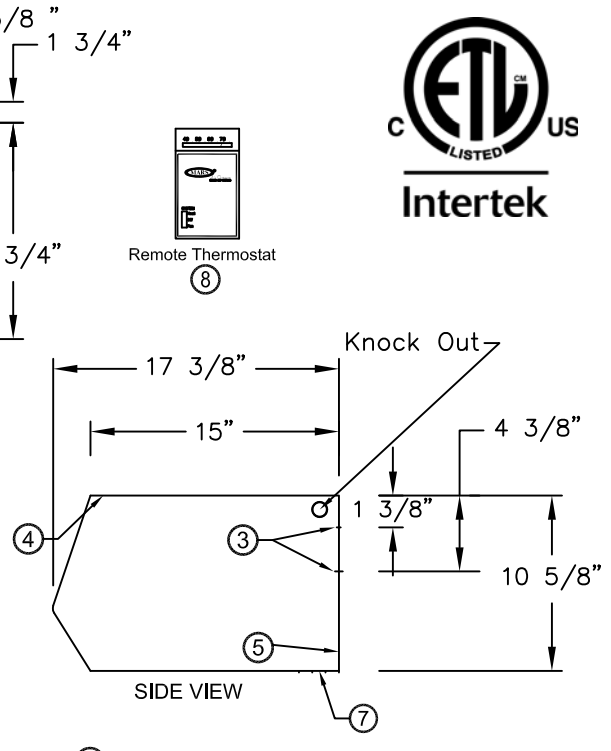
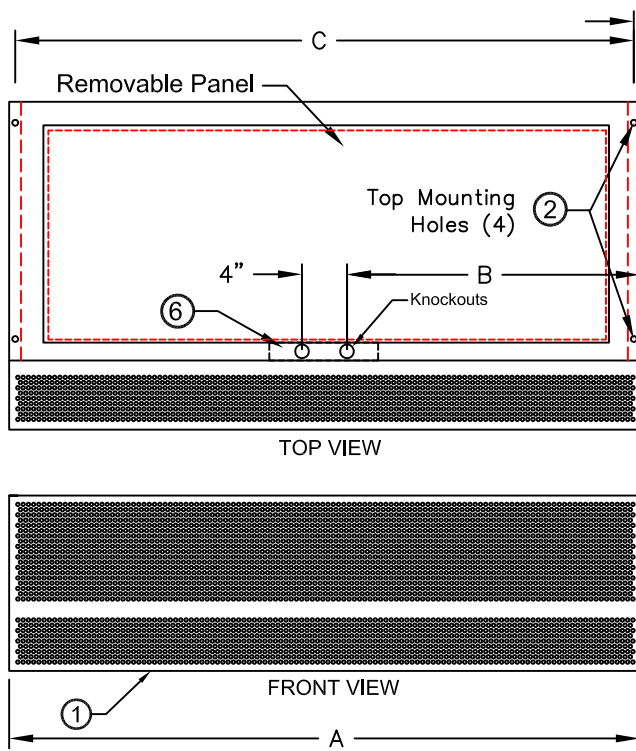
atmosphere is everything

14716 S. Broadway • Gardena, CA 90248 • USA
 TEL: (310) 532-1555 • (800) 421-1266 • FAX: (310) 324-3030
 Web Site: www.marsair.com • E-mail: info@marsair.com

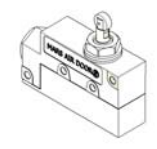
PROJECT		OPTIONS/ITEMS	
TITLE			
COMMENTS		DATE 4/14/15	PAGE
		REV. NO	
MODEL NO. STD2 Series	DRAWING NO STD2ELC-F	DRAWN BY NT	CHECKED BY
		FILE NAME	

Electric Heated Drawing

STD2 (Standard 2 Series)



10 Recommended Accessories



*- Use corresponding letters in "Voltage Code" then "Wattage Code" columns to complete the model numbers.

Note: MARS reserves the right to change specifications and product design without notice. Such revisions do not entitle the buyer to corresponding changes, improvements additions or replacements for previously purchased equipment.

Model Number	OVERALL LENGTH A (in)	KNOCKOUT LOCATION B (in)	REAR MOUNTING CENTER C (in)
STD236-1E**-OB	36	16	35 1/4
STD242-1E**-OB	42	19	41 1/4
STD248-1E**-OB	48	22	47 1/4
STD260-2E**-OB	60	13	59 1/4
STD272-2E**-OB	72	16	71 1/4
STD284-2E**-OB	84	19	83 1/4
STD296-2E**-OB	96	22	95 1/4
STD2108-3E**-OB	108	52	107 1/4
STD2120-3E**-OB	120	58	119 1/4
STD2144-3E**-OB	144	70	143 1/4

Notes:

- This product is designed to meet the National Electric Code (NEC) and is ETL listed for the US and Canada (UL 2021 and CSA 22.2).
- (4) 7/16" mounting holes provided on for overhead mounting provided, (2) on each end.
- (2) 1/2" key hole slots and (2) 7/16" mounting holes are provided on each end of the back side for wall mounting.
- All units have a self contained one piece cabinet, fire retardant and corrosion proof paint lock metal double protected with baked on Obsidian Black color, rust preventative electrostatic polyurethane powder coating.
- Cabinet is to be mounted from overhead or fastened to a wall and has sufficient strength for suspension from both ends without intermediate support.
- Control panel is pre-wired and pre-mounted inside the cabinet.
- Unit is to be installed such that air flow is unobstructed. Unit has a 3" air discharge nozzle containing adjustable air directional vanes with 40° sweep front to back.
- Wall mounted 24 volt thermostat with remote "heat/off/fan" switch is shipped loose and field installed. Terminal block provided inside control panel.
- Circuit protection as per NEC by others.
- Door limit switch and mounting brackets are field installed and/or wired by others. The door limit switch is to be mounted such that the air curtain turns on as door begins to open. To prevent unit damage, the mounting brackets must be installed such that the bottom of the air curtain is not below the door header.

STD2 (Standard 2) Series

Electric Heated

Model Lengths 36" – 144"



atmosphere is everything

14716 S. BROADWAY, GARDENA, CA 90248 • Ph: (310)532-1555 Fax: (310)-532-3030 • www.marsair.com
© Copyright Mars Air Systems, LLC 2014

Electric Heated Data Sheet

Applications: Environmental Separation: Max Height 12' / Insect Control: Max Height 10'

STD2 (Standard) Series 2	Mechanical Data						Lab Data				
	Model Number	Nozzle Length (in)	Length (in)	Depth (in)	Height (in)	Motor (hp)	Weight (lbs)	Max Core Velocity at Nozzle (fpm)	Avg Velocity (fpm)	Volume (cfm)	Uniformity (%)
STD236-1E**-OB	36	36	17.5	11	1/2	90	5960	2206	1379	84	500
STD242-1E**-OB	42	42	17.5	11	1/2	95	4865	1945	1418	87	510
STD248-1E**-OB	48	48	17.5	11	1/2	100	4247	1730	1442	85	550
STD260-2E**-OB	60	60	17.5	11	Two 1/2	130	6737	2592	2700	93	940
STD272-2E**-OB	72	72	17.5	11	Two 1/2	180	5960	2206	2758	84	1000
STD284-2E**-OB	84	84	17.5	11	Two 1/2	190	4865	1945	2836	87	1020
STD296-2E**-OB	96	96	17.5	11	Two 1/2	225	4247	1730	2884	85	1100
STD2108-3E**-OB	108	108	17.5	11	Three 1/2	270	5960	2206	4137	84	1500
STD2120-3E**-OB	120	120	17.5	11	Three 1/2	280	4660	2084	4341	92	1570
STD2144-3E**-OB	144	144	17.5	11	Three 1/2	330	4247	1730	4326	85	1650

* - Use corresponding letters in "Voltage Code" & Wattage Code" to complete the model numbers.

Note: Data above for 1725 RPM at 60 Hz, 50 Hz is 1425 RPM with a 17% reduction in the performance data.

Features:

- Air Curtain
- 1/2 HP Continuous Duty TEAO Motors
- Sleek self-contained one piece heavy gauge corrosion proof paint lock metal design
- ETL Certified to conform to UL 2021 (US) and CSA 22.2 (Canada) Standards (4) 7/16" Top and wall mounting holes provided
- Cabinet has sufficient strength for fastening to wall on both ends without intermediate support
- Adjustable air directional vanes with 40° sweep front to back
- Standard color is Obsidian Black
- Rust preventative electrostatic polyurethane powder coating
- 18 months parts warranty
- Freight Included (FOB Continental USA)
- Proudly Made in the USA

Electric Heater Coil and Wiring

- Coils are an open type for rapid temperature rise to be located in the air curtain's intake directly in the air stream
- Manual reset thermal overload protection provided
- Controls internally mounted, prewired ready for power connection and accessible through the intake or top access panels
- 3/4" knockouts are provided on the top and ends
- A heat/off/fan switch is unit mounted at the bottom and the control voltage is 24 volts
- A wall mounted 24 volt thermostat is included (field wired and installed by others)

Options and Accessories: (see Accessories Brochure)

- SimpleLink Controller
 - For 2 speed, secondary 115V or 208/230V, 1Ph power required for 460V & 575V
- Adjustable time delay (1 sec to 17 min)
- Remote mounted fused or non-fused disconnects
- Hi-Lo Heat
- Heat on Demand
- Master + Slave Control Kit
- 2 speed controls (Separate 115V or 208/230V, 1Ph power required for 460 & 575V)
- Wall and Overhead Bracket
- Custom colors and finishes (304SS, 316SS)
- 1/4" Aluminum Mesh Filters (Not applicable for units SimpleLink & with 16kW/motor, 208V & 230V, 3PH)
- Vertical mounting kit (Not applicable for units with 16kW/motor, 208V & 230V, 3PH)
- BMS Monitor and Control
 - Dry contact provided in panel for monitoring Motor and Heat
 - 24VAC signal provided from panel for controlling Motor and Heat (BMS to have dry contact rated for 24VAC for BMS control-ON/OFF)

Sound Levels: (measured at 10' in an open field)

1 Motor & 2 Motor Unit = 52 dBA, 3 Motor & 4 Motor Unit = 53 dBA

Three Phase Electrical Data (FLA)	Unit Voltage (Voltage Code) Amperage				Heater kilowatts (Wattage Code) kW			Temp Rise °F
	208v/3Ø (E)	230v/3Ø (F)	460v/3Ø (H)	575v/3Ø (I)	(H)	(N)	(S)	
STD236-1E**-OB	36.0	33.0	16.0	13.0	12	-	-	27
STD242-1E**-OB	36.0	33.0	16.0	13.0	12	-	-	27
STD248-1E**-OB	36.0	33.0	16.0	13.0	12	-	-	26
STD260-2E**-OB	72.0	66.0	32.0	26.0	-	24	-	28
STD272-2E**-OB	72.0	66.0	32.0	26.0	-	24	-	27
STD284-2E**-OB	72.0	66.0	32.0	26.0	-	24	-	27
STD296-2E**-OB	72.0	66.0	32.0	26.0	-	24	-	26
STD2108-3E**-OB	108.0	98.0	48.0	39.0	-	-	36	27
STD2120-3E**-OB	108.0	98.0	48.0	39.0	-	-	36	26
STD2144-3E**-OB	108.0	98.0	48.0	39.0	-	-	36	26

* - Use corresponding letters in "Voltage Code and Wattage Code" to complete the model numbers.

For Ampacity Multiply FLAX 1.25

Motor amps per motor: 5.1A @ 115v; 2.5A @ 208/230v/1Ø; 1.8A @ 208v/3Ø; 1.6A @ 230v/3Ø; 0.8A @ 460v/3Ø; 0.7A @ 575v/3Ø.

Single Phase Electrical Data (FLA)	Unit Voltage (Voltage Code) Amperage		Heater kilowatts (Wattage Code) kW			Temp Rise °F
	208v/1Ø (B)	230v/1Ø (C)	(B)	(H)	(K)	
STD236-1E**-OB	32.0	29.0	6	-	-	14
STD242-1E**-OB	32.0	29.0	6	-	-	13
STD248-1E**-OB	32.0	29.0	6	-	-	13
STD260-2E**-OB	63.0	58.0	-	12	-	14
STD272-2E**-OB	63.0	58.0	-	12	-	14
STD284-2E**-OB	63.0	58.0	-	12	-	13
STD296-2E**-OB	63.0	58.0	-	12	-	13
STD2108-3E**-OB	95.0	86.0	-	-	18	14
STD2120-3E**-OB	95.0	86.0	-	-	18	13
STD2144-3E**-OB	95.0	86.0	-	-	18	13

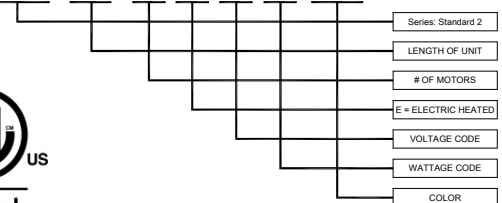
* - Use corresponding letters in "Voltage Code and Wattage Code" to complete the model numbers.

For Ampacity Multiply FLAX 1.25

Motor amps per motor: 2.5A @ 208/230v/1Ø

EXAMPLE

STD2 72 -2 E H N -OB



NOTE: MARS AIR SYSTEMS, LLC reserves the right to change specifications and product design without notice. Such revisions do not entitle the buyer to corresponding changes, improvements, additions or replacements for previously purchased equipment.